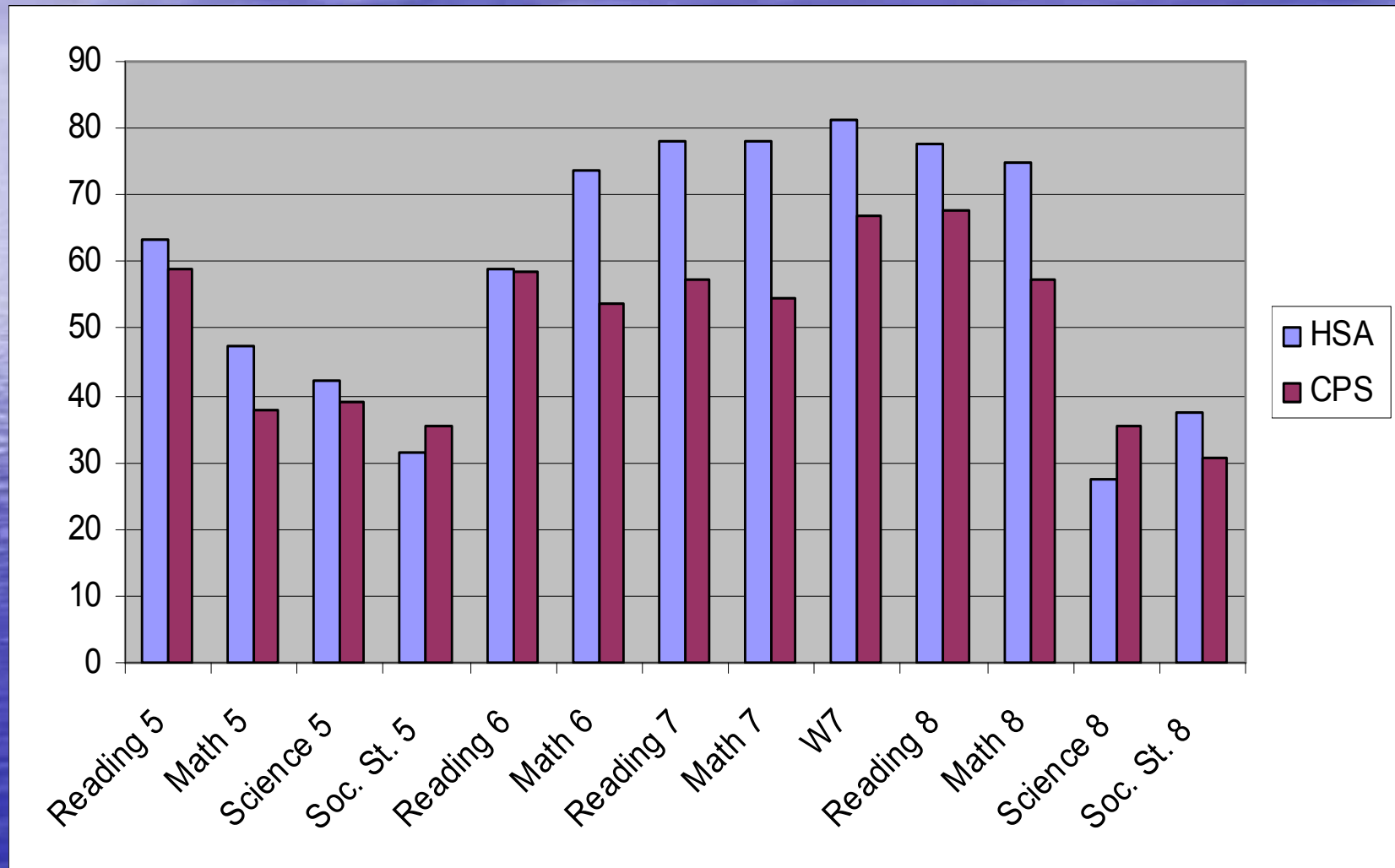
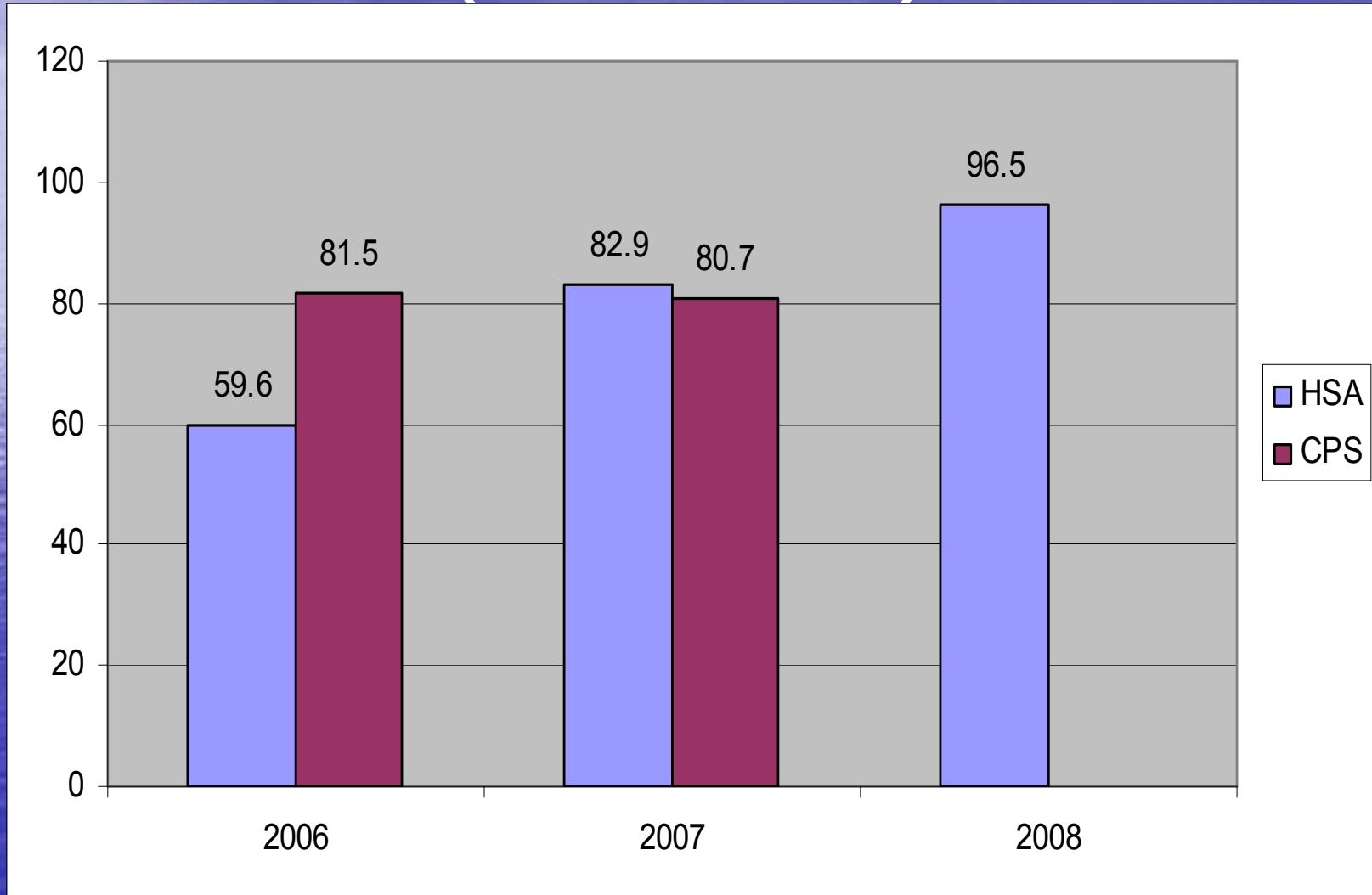
The background of the slide is a photograph of a blue sky and ocean. A white horizon line separates the sky from the water. The text is centered and written in a bold, white, sans-serif font.

**Horizon
Science Academy
Cincinnati**

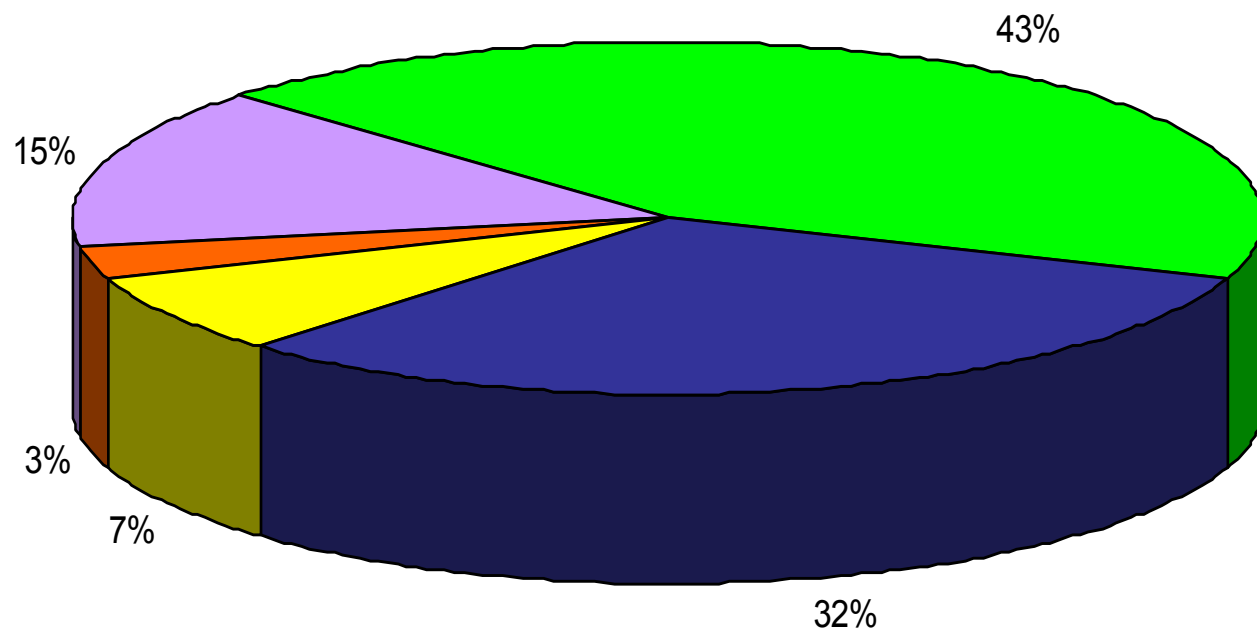
2007 OAT (HSA vs CPS)



OAT/OGT – Performance Index Scores (HSA vs CPS)



2008 OGT Results



■ Limited ■ Basic ■ Proficient ■ Accelerated ■ Advanced

Local Report Cards	CPS 2007	HSA 2007	HSA 2008 (only OGT)
Number of State Indicators Met	8/30 27%	6/14 43%	4/6 67%
Performance Index Score	80.7	82.9	96.5
Adequate Yearly Progress	Not Met	Met	Met
District Improvement Status	Improve ment Year 3	OK	OK

Source: Ohio Department of Education's Web Site



State Board of Education

Susan Tave Zelman, Secretary • Superintendent of Public Instruction

September 25, 2007

Jennifer L. Sheets
Member At-Large (AL)
President

32700 Cotterill Road
Pomeroy, Ohio 45769
(740) 992-2151 Phone

Jennifer H. Stewart
District 9
Vice President

550 S. Samuel Drive
Zanesville, Ohio 43701
(740) 452-4558 Phone
(740) 452-7754 Fax

John R. Bender (2)
Virgil E. Brown, Jr. (11)
Deborah L. Cain (8)
Michael Cochran (6)
Colleen D. Grady (5)
Lou Ann Harrold (1)
Susan M. Haverkos (3)
Heather Heslop Licata (7)
Robin C. Hovis (AL)
Stephen M. Millett (AL)
Eric C. Okerson (AL)
Emerson J. Ross, Jr. (AL)
G. R. "Sam" Schloemer (4)
Jane Sonenshein (10)
Sue Westendorf (AL)
Carl Wick (AL)
Ann Womer Benjamin (AL)

Ex Officio Members

Senator
Joy Padgett
Representative
Arlene J. Setzer

Horizon Science Academy-Cincinnati
1055 Laidlaw Ave
Cincinnati, OH 45237-5005

Dear Principal :

Congratulations from the State Board of Education and the Ohio Department of Education for the exemplary performance of Horizon Science Academy-Cincinnati during the 2006-2007 school year. The certificate that you and the members of your school community are receiving recognizes this achievement for:

Advancing to the designation of Continuous Improvement

You should be proud of your school's achievement, which contributed to the overall improvement of Ohio's schools this past year. Statewide results released in August show that 80 percent of Ohio districts are rated Excellent or Effective. Additionally, the state performance index – the average of all students' scores on state tests – has increased over the past eight years from 73.7 to 92.1. With the addition of 5th- and 8th-grade science and social studies tests last year, some schools dropped in their rating, and we want to applaud your efforts in continuing to improve this year.

In recognition of your achievement, you are receiving a certificate for public display. This certificate represents your success as your school's leader as well as the outstanding achievements of your teachers, staff and students.

We know that your leadership is essential to the creation of a high-quality educational system in Ohio. Advancing high achievement for all students will ensure that Ohio remains a wonderful place to live, work and raise a family.

Thank you for your hard work and best wishes for the 2007-2008 school year.

Sincerely,


Jennifer L. Sheets, President
State Board of Education


Susan Tave Zelman, Superintendent of Public Instruction
Ohio Department of Education

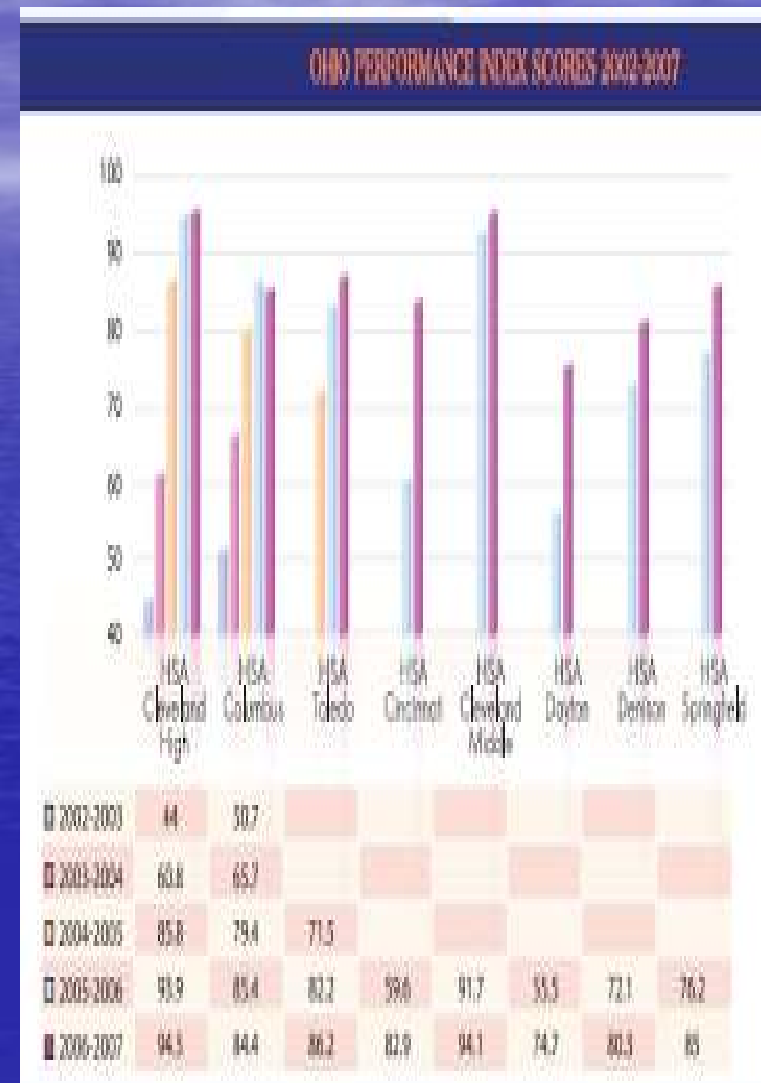


We Made A Difference!!!

- **Ohio Achievement Test** – Our school's performance index score increased by 24 points in one year.
- **Ohio Graduation Test** - Our high school's performance index score is 96.5. Our high school would be rated as "**Effective School**" if we had a separate report card for high school.
- **CONSEF (2007)** – The best middle school project trophy.
- **University of Cincinnati Science and Engineering Fair (2006 & 2007)** – 3 superior project, 8 excellent project, and 2 good project awards
- **American Math League (2007)** – First top student in Ohio at 6th grade level and first top student in Ohio at 7th grade level. Regional winner school at 6th grade level
- **American Math League (2008)** – Fourth top student in Ohio at 8th grade level
- **Continental Math League (2007 & 2008)** – National Winner School, 8 National Winner Students
- **Concept Schools Championship (2007-2008)** – Boys and girls middle school basketball championship trophies
- **Lego & Robotics League, Future City Competition, Concept Spelling Bee, Concept Writing Contest, Concept Math Olympiad**

Concept Schools

HSA Cleveland High	EFFECTIVE
HSA Cleveland Middle	EFFECTIVE
HSA Denison Middle	CONTINUOUS IMPROVEMENT
HSA Cincinnati	CONTINUOUS IMPROVEMENT
HSA Columbus High	CONTINUOUS IMPROVEMENT
HSA Columbus Middle	CONTINUOUS IMPROVEMENT
HSA Toledo	CONTINUOUS IMPROVEMENT
HSA Springfield	CONTINUOUS IMPROVEMENT
HSA Dayton	Academic Watch
Chicago Math & Sci.	FULLY RECOGNIZED
Indiana Math & Sci.	FIRST YEAR
Noble Cleveland	FIRST YEAR
Noble Columbus	FIRST YEAR





Our Ohio Graduation Test scores place all three of our high schools among the top 15 of more than 100 Ohio charter high schools. The three year trend among all of our schools is showing clear and remarkable gains.



HSA Cleveland High ranked 1st according to OGT scores in Social Studies

HSA Springfield ranked 3rd according to 8th Grade OAT scores in Math

HSA Cleveland Middle ranked 4th according to 7th Grade OAT scores in Writing

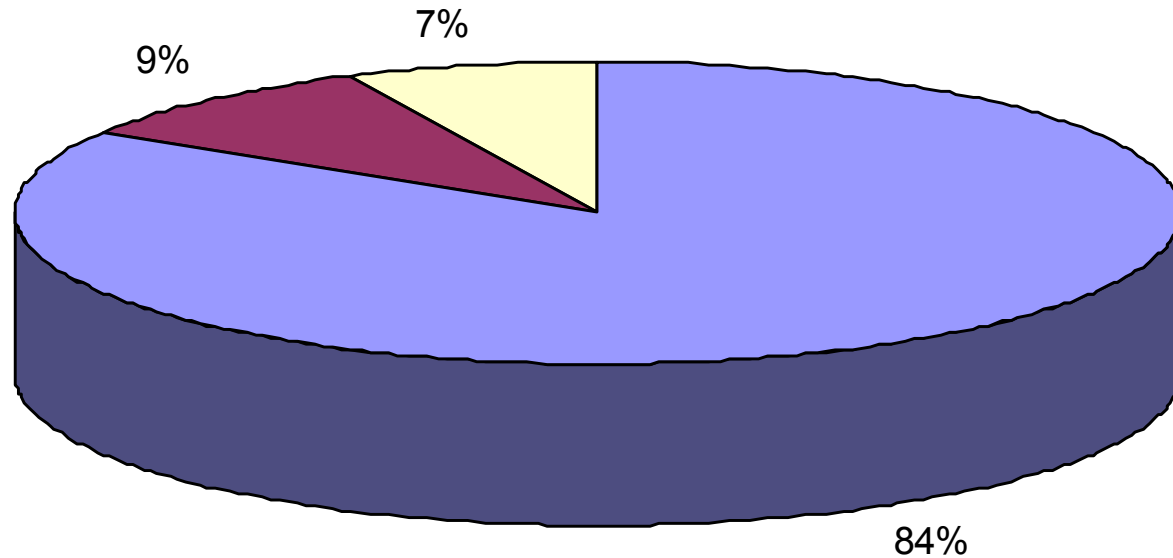
HSA Toledo ranked 6th according to OGT scores in Writing

HSA Cincinnati ranked 7th according to 7th Grade OAT scores in Reading

HSA Columbus Middle School ranked 7th according to 8th Grade OAT scores in Social Studies

HSA Columbus High School ranked 9th according to OGT scores in Social Studies

Concept Schools College Acceptance Rate



■ 4 Year Colleges ■ Community Schools ■ US Army and Navy

HSA Cleveland High School

2006-2007 Graduates			
1	Adams,	April	Cleveland State University
2	Barnett,	Aaron	Cleveland State University
3	Beeman,	Alisha	Baldwin Wallace College

40	Velazquez,	Carlos	NAVY
----	------------	--------	------

Scholarships

Class of 2007 (the last update, May 9th, 2007)

First Name TOTAL

Scholarships

\$1,694,200